




## Optimized performance and flexibility for C&I energy storage

- ✓ Optimised energy autonomy
- ✓ Smart and efficient operations
- ✓ Modern and compact design
- ✓ Highest safety standards

Powerful and compact, the GoodWe ET50 hybrid inverter is ideal for Commercial and Industrial (C&I) energy storage solutions. The inverter is compatible with a range of battery capacities, and leverages intelligent operating modes to optimize system performance across various scenarios such as self-consumption, peak shaving, time-of-use and grid support. Its parallel connection capability facilitates seamless expansion for both on-grid and off-grid setups. When coupled with the Static Transfer Switch (STS) Box, the system supports dependable UPS-level switching to backup mode. Paired with the GoodWe Lynx C battery system, GoodWe provides a complete energy storage solution.

-  Parallel connection
-  Peak shaving and grid support
-  Powerful back-up with STS box



Technical Data	GW40K-ET-10	GW50K-ET-10
<b>Battery Input Data</b>		
Battery Type	Li-Ion	
Nominal Battery Voltage (V)	500	
Battery Voltage Range (V)	200 ~ 800	
Start-up Voltage (V)	200	
Number of Battery Input	1	
Max. Continuous Charging Current (A)	100	
Max. Continuous Discharging Current (A)	100	
Max. Charging Power (W)	44000	55000
Max. Discharging Power (W)	44000	55000
<b>PV String Input Data</b>		
Max. Input Power (W)	60000	75000
Max. Input Voltage (V)	1000	
MPPT Operating Voltage Range (V)	165 ~ 850	
Start-up Voltage (V)	200	
Nominal Input Voltage (V)	620	
Max. Input Current per MPPT (A)	42 / 32 / 42	42 / 32 / 42 / 32
Max. Short Circuit Current per MPPT (A)	55 / 42 / 55	55 / 42 / 55 / 42
Number of MPP Trackers	3	4
Number of Strings per MPPT	2	
<b>AC Output Data (On-grid)</b>		
Nominal Output Power (W)	40000	50000
Nominal Apparent Power Output to Utility Grid (VA)	40000	50000
Max. Apparent Power Output to Utility Grid (VA)	40000	50000
Max. Apparent Power from Utility Grid (VA)	40000	50000
Nominal Output Voltage (V)	380 / 400, 3L / N / PE	
Output Voltage Range (V) <sup>2</sup>	176 ~ 276	
Nominal AC Grid Frequency (Hz)	50 / 60	
AC Grid Frequency Range (Hz)	45 ~ 65	
Max. AC Current Output to Utility Grid (A)	60.6	75.8
Max. AC Current From Utility Grid (A)	60.6	75.8
Power Factor	~1 (Adjustable from 0.8 leading to 0.8 lagging)	
Max. Total Harmonic Distortion	<3%	
<b>AC Output Data (Back-up)<sup>1</sup></b>		
Back-up Nominal Apparent Power (VA)	40000	50000
Max. Output Apparent Power (VA)	44000 (48000 @ 60sec, 60000 @ 10sec)	55000 (60000 @ 60sec, 75000 @ 10sec)
Max. Output Current (A)	66.7	83.3
Nominal Output Voltage (V)	380 / 400, 3L / N / PE	
Nominal Output Frequency (Hz)	50 / 60	
Output THDv (@Linear Load)	< 3%	
<b>Efficiency</b>		
Max. Efficiency	98.1%	
European Efficiency	97.5%	
Max. Battery to AC Efficiency	97.7%	
MPPT Efficiency	99.0%	
<b>Protection</b>		
Residual Current Monitoring	Integrated	
PV Reverse Polarity Protection	Integrated	
Battery Reverse Polarity Protection	Integrated	
Anti-islanding Protection	Integrated	
AC Overcurrent Protection	Integrated	
AC Short Circuit Protection	Integrated	
AC Overvoltage Protection	Integrated	
DC Switch	Integrated	
DC Surge Protection	Type II (Type I + II Optional)	
AC Surge Protection	Type II	
AFCI	Optional	
Remote Shutdown	Integrated	
<b>General Data</b>		
Operating Temperature Range (°C)	-35 ~ +60	
Relative Humidity	0 ~ 95%	
Max. Operating Altitude (m)	4000	
Cooling Method	Smart Fan Cooling	
User Interface	LED, WLAN + APP	
Communication with BMS	CAN	
Communication with Meter	RS485	
Communication with Portal	LAN / 4G (Optional)	
Weight (kg)	62	65
Dimension (W x H x D mm)	520 x 660 x 260	
Topology	Non-isolated	
Self-consumption at Night (W)	<15	
Ingress Protection Rating	IP66	
Mounting Method	Wall Mounted	

\*1: Backup function can be only realized with STS Box (Static Transfer Switch).

\*2: Output Voltage Range: phase voltage.

\*: Please visit GoodWe website for the latest certificates.