









Sable 625-640w

High efficiency bifacial modules

TOPCon 182mm

TOPCon MODULE ADVANTAGE

-  Multi-Busbar technology
-  Superior load capacity
-  High module efficiency
-  Excellent low-light performance
-  Lower annual attenuation
Longer warranty
-  Low BOS and LCOE
-  Reduce hot spot effect
-  Higher bifaciality

QUALITY SYSTEM

ISO9001 / ISO14001 / ISO45001

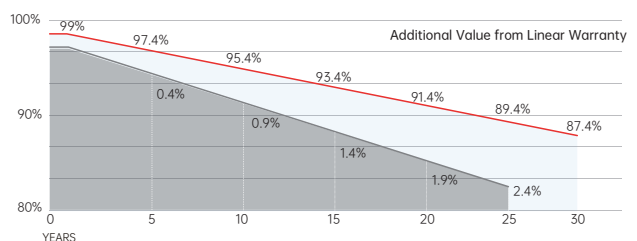
PRODUCT CERTIFICATION



INSURANCE

PICC

WARRANTY



15 YEARS Guarantee on product material and workmanship

30 YEARS Linear power output warranty



SERAPHIM ENERGY GROUP CO., LTD.

Add: NO.18, Shichuan Road, Jinzhai Economic Development Zone, Lu'an City, Anhui Province
Tel: +86-564-7736177 Email: info@seraphim-energy.com

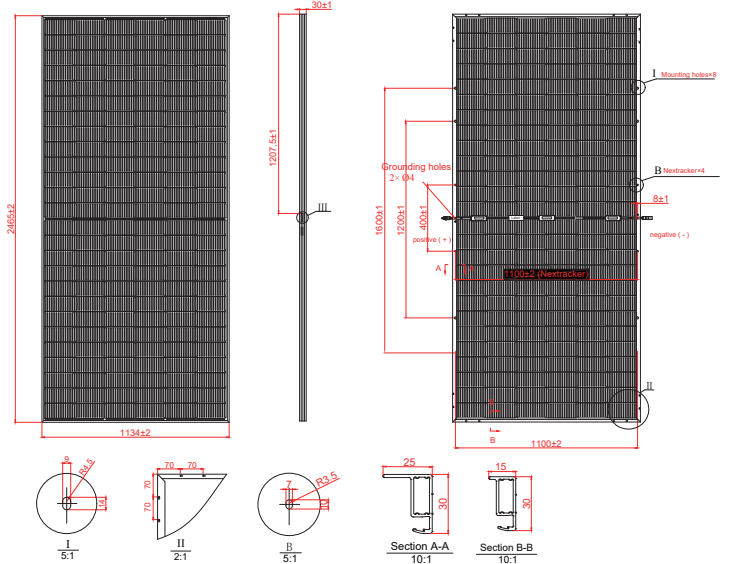
Mechanical Specifications

External Dimension	2465 x 1134 x 30 mm
Weight	34.6 kg
Solar Cells	TOPCon 182 x 91 mm (156pcs)
Front / Back Glass	2.0mm AR coating semi-tempered glass, low iron
Frame	Anodized aluminium alloy
Junction Box	IP68, 3 diodes
Output Cables	4.0mm ² , 250mm(+)/350mm(-) or Customized Length

Packing Configuration

Container	20'GP	40'HQ
Pieces per Pallet	36	36
Pallets per Container	4	16
Pieces per Container	144	576

Technical drawing



Electrical Characteristics

Module Type	SRP-625-BTZ-BG			SRP-630-BTZ-BG			SRP-635-BTZ-BG			SRP-640-BTZ-BG		
	Front STC	Front BNPI	Back STC	Front STC	Front BNPI	Back STC	Front STC	Front BNPI	Back STC	Front STC	Front BNPI	Back STC
Maximum Power $-P_{mp}$ (W)	625	685	500	630	690	504	635	696	508	640	701	512
Open Circuit Voltage $-V_{oc}$ (V)	56.24	56.32	56.22	56.44	56.52	56.42	56.64	56.72	56.62	56.84	56.92	56.82
Short Circuit Current $-I_{sc}$ (A)	14.01	15.35	11.21	14.07	15.42	11.26	14.13	15.49	11.30	14.19	15.55	11.35
Maximum Power Voltage $-V_{mp}$ (V)	46.93	47.01	46.91	47.13	47.21	47.12	47.31	47.39	47.40	47.49	47.57	47.60
Maximum Power Current $-I_{mp}$ (A)	13.32	14.57	11.21	13.37	14.63	10.70	13.43	14.69	10.74	13.48	14.74	10.79
Module Efficiency STC- η_m (%)	22.36			22.54			22.72			22.90		
Power Tolerance (W)	(0, +4.99)											
Pmax Temperature Coefficient	-0.29 %/°C											
Voc Temperature Coefficient	-0.25 %/°C											
Isc Temperature Coefficient	+0.046 %/°C											

STC: Irradiance 1000 W/m² module temperature 25°C AM=1.5 Power measurement tolerance: +/-3%; Voltage measurement tolerance: +/-3%; Current measurement tolerance: +/-4%
BNPI: front 1000 W/m² rear 135 W/m² Power measurement tolerance: +/-3%; Voltage measurement tolerance: +/-3%; Current measurement tolerance: +/-3%

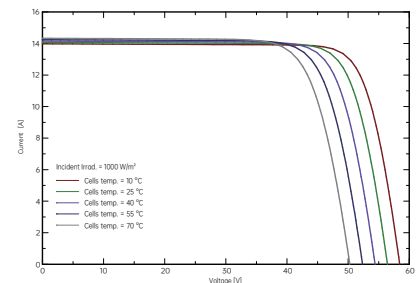
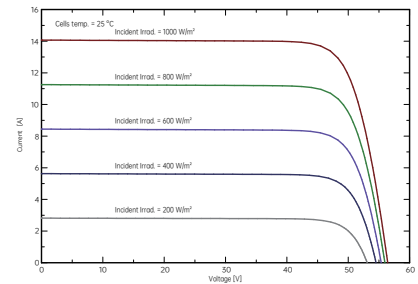
Rear Side Power Gain(SRP-630-BTZ-BG)

Power Gain	10%	15%	20%	25%	30%
Maximum Power $-P_{mp}$ (W)	693	725	756	788	819
Open Circuit Voltage $-V_{oc}$ (V)	56.44	56.44	56.44	56.44	56.44
Short Circuit Current $-I_{sc}$ (A)	15.48	16.18	16.88	17.59	18.29
Maximum Power Voltage $-V_{mp}$ (V)	47.13	47.13	47.13	47.13	47.13
Maximum Power Current $-I_{mp}$ (A)	14.71	15.38	16.04	16.71	17.38

Application Conditions

Maximum System Voltage	1500V DC
Maximum Series Fuse Rating	25 A
Operating Temperature	-40~+85 °C
Nominal Operating Cell Temperature	45±2 °C
Bifaciality	80%±5%
Mechanical Load	Front side 5400 Pa / Back side 2400 Pa

I-V Curve



Specifications are subject to change without further notification SRP-DS-EN-2024T0708 © Copyright 2024 Seraphim

SERAPHIM ENERGY GROUP CO., LTD.

Add: NO.18, Shichuan Road, Jinzhai Economic Development Zone, Lu'an City, Anhui Province
Tel: +86-564-7736177 Email: info@seraphim-energy.com

