

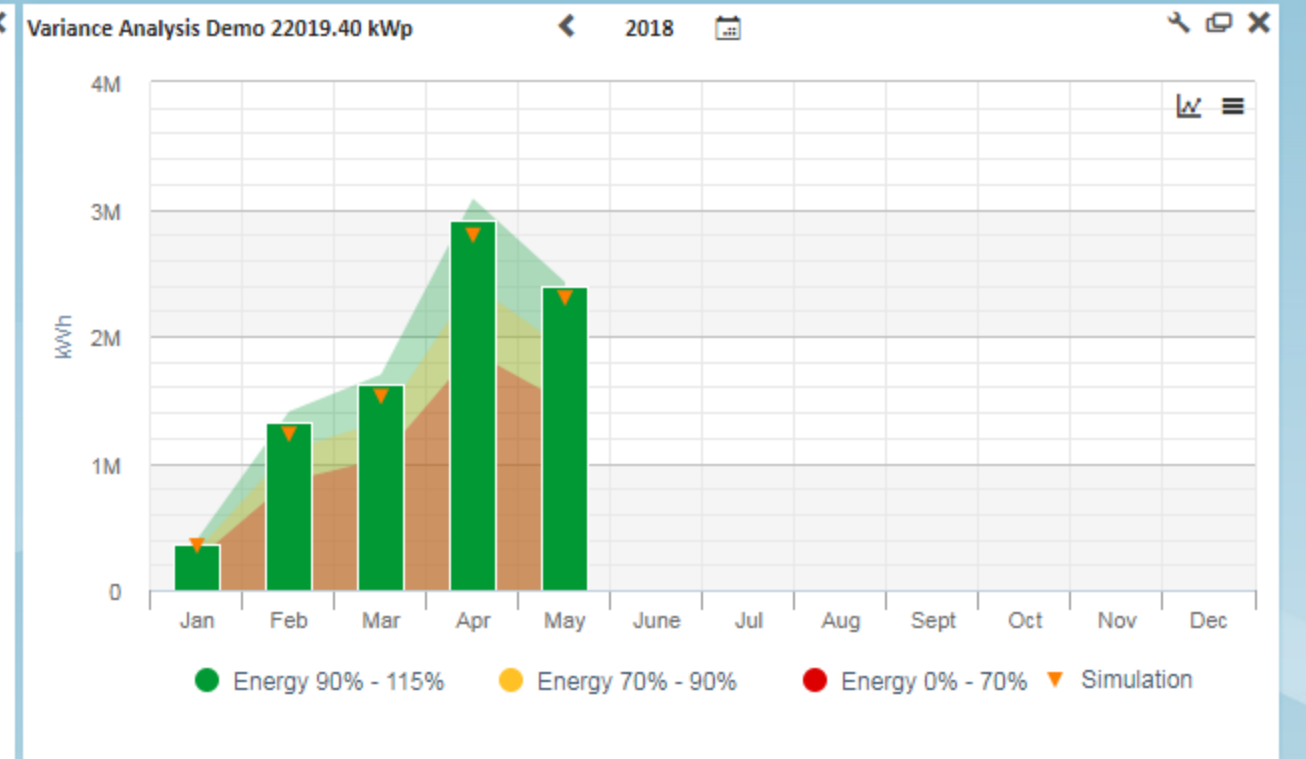
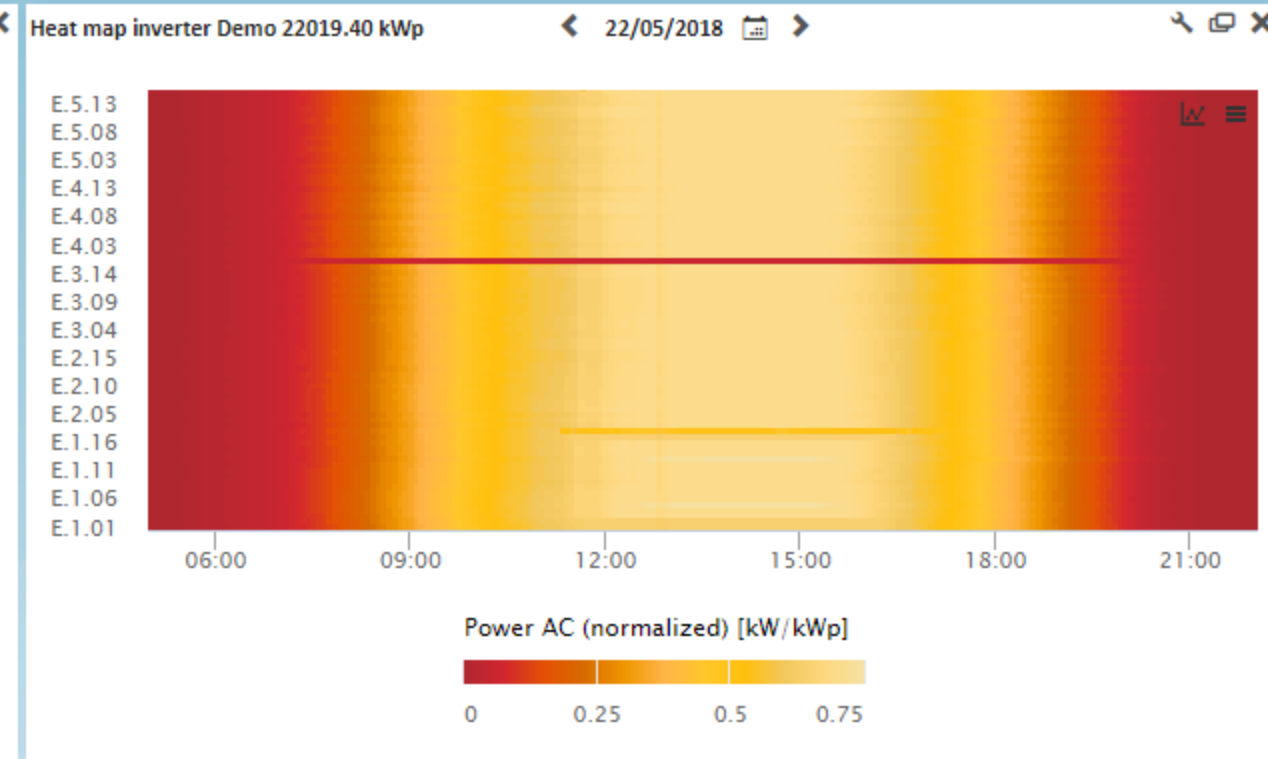
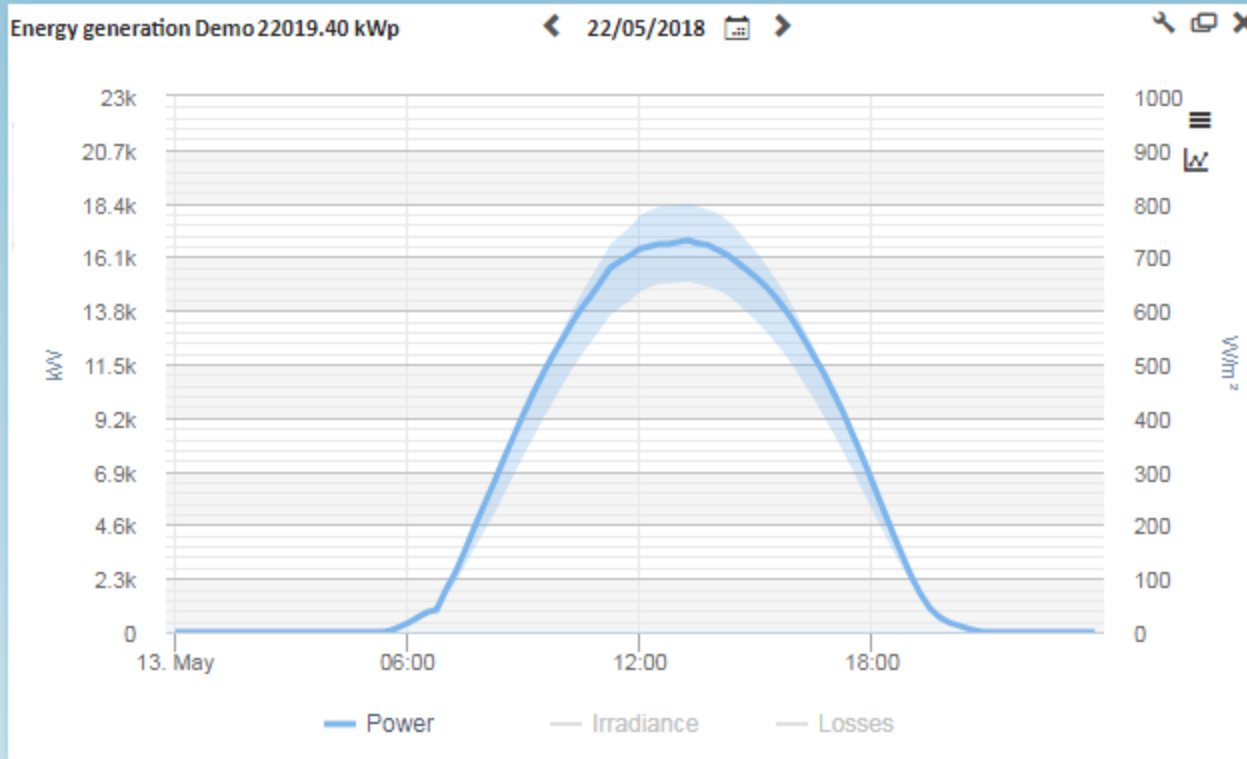
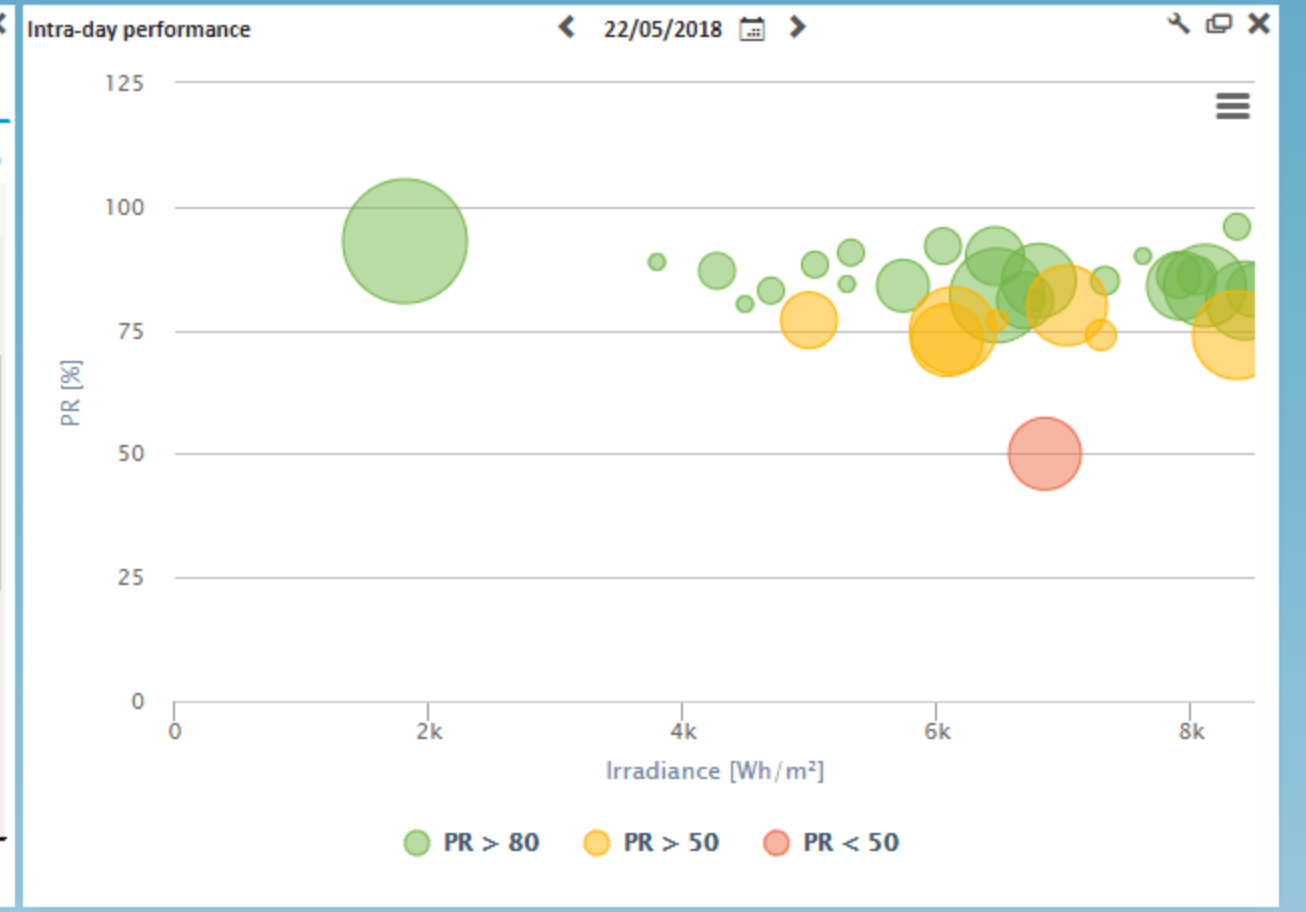
Performance Overview

Today Yesterday Last 7 days Month

CSV export

System	Capacity [kWp]	Production [kWh]	Irradiance [Wh/m ²]	Specific Yield [kWh/kWp]	PR [%]	Data input	Last data input	Today
Demo 96219.50 kWp	96,219.50	92,128.62	1,065.33	0.96	90 %	98 %	5min ago	0
Demo 1116.72 kWp	1,116.72	5,120.09	5,102.65	4.58	90 %	24 %	7min ago	0
Demo 640.00 kWp	640.00	842.44	1,468.17	1.32	90 %	95 %	2min ago	0
Demo 49620.10 kWp	49,620.12	210,590.00	4,765.85	4.24	89 %	100 %	0min ago	0
Demo 9986.40 kWp	9,986.40	55,234.78	6,339.22	5.53	87 %	100 %	7min ago	0
Demo 10752.00 kWp	10,752.00	44,036.00	4,708.66	4.10	87 %	100 %	0min ago	0
Demo 38690.90 kWp	38,690.88	5,017.52	150.38	0.13	86 %	100 %	0min ago	1
Demo 2867.00 kWp	2,867.00	1,259.42	511.62	0.44	86 %	99 %	1min ago	1
Demo 34577.30 kWp	34,577.28	220,077.77	7,447.77	6.36	85 %	100 %	5min ago	0
Demo 5671.00 kWp	5,671.00	31,062.53	6,445.00	5.48	85 %	100 %	0min ago	0
Demo 3690.19 kWp	3,690.19	19,460.07	6,207.75	5.27	85 %	100 %	0min ago	0

1 to 25 of 36 entries are shown. Display 25 items



- Folder
- Demo 1116.72 kWp
 - Public
 - Reports
 - Own files

Monthly Report - Adobe Reader

Datei Bearbeiten Anzeige Fenster Hilfe

2 / 5
86,4%
Kommentar
Freigeben

Report 06/06/2016 page 1 of 5

meteocontrol Energy & Weather Services

Energy yield

● Energy ● Irradiance

Table 1. Energy production, specific yield, insolation and availability of the PV plant in the current month.

	Energy production	Spec. yield	Insolation	Plant availability
01/05/2016	1,275.54 kWh	1.14 kWh/kWp	1,446.06 Wh/sqm	100.00 %
02/05/2016	4,740.00 kWh	4.24 kWh/kWp	4,766.51 Wh/sqm	100.00 %
03/05/2016	3,248.03 kWh	2.91 kWh/kWp	3,213.87 Wh/sqm	100.00 %
04/05/2016	5,368.59 kWh	4.81 kWh/kWp	5,492.90 Wh/sqm	100.00 %
05/05/2016	7,927.69 kWh	7.10 kWh/kWp	7,778.62 Wh/sqm	100.00 %
06/05/2016	7,504.22 kWh	6.72 kWh/kWp	7,321.46 Wh/sqm	100.00 %
07/05/2016	7,519.78 kWh	6.73 kWh/kWp	7,427.20 Wh/sqm	100.00 %






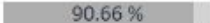













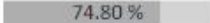
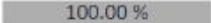





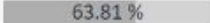






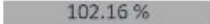
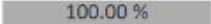













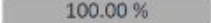





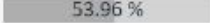
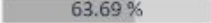





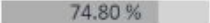





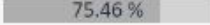







Select period

from:

to:

Filetype: PDF DOC ODT

- Reports
- Report odt
 - Report download
 - Report 2016-06-06 13:22:23
- Generated reports will be available for download for 24 hours.

	System ↑↓	Power [kWp] ↓	Inverter evaluation	Production [kWh] ↑↓	Irradiance [Wh/m²] ↑↓	PR [%] ↑↓	Data input ↑↓
 	Demo 8787.28 kWp	8,787.28		 55,786.58	 7,002.70	 90.66 %	 100.00 %
 	Demo 998.59 kWp	998.59		 4,308.19	 7,291.07	 59.17 %	 100.00 %
 	Demo 936.18 kWp	936.18		 4,695.04	 6,704.31	 74.80 %	 100.00 %
 	Demo 878.70 kWp	878.70		 2,480.60	 4,423.93	 63.81 %	 100.00 %
 	Demo 636.24 kWp	636.24		 2,875.39	 4,423.93	 102.16 %	 100.00 %
 	Demo 624.12 kWp	624.12		 1,026.45	 4,423.93	 37.59 %	 100.00 %
 	Demo 620.97 kWp	620.97		 677.02	 4,423.93	 24.64 %	 100.00 %
 	Demo 492.00 kWp	492.00		 2,127.91	 8,014.77	 53.96 %	 63.69 %
 	Demo 280.85 kWp	280.85		 0.00	 4,423.93	 74.80 %	 100.00 %
 	Demo 249.09 kWp	249.09		 1,359.21	 7,230.91	 75.46 %	 100.00 %
 	Demo 8.36 kWp	8.36		 677.02	 8,095.28	 74.80 %	 10.00 %

Actions	Priority	Title	System	ID	Last change	Status	Assignee
<input type="checkbox"/> <input checked="" type="checkbox"/> <input type="checkbox"/>	Urgent	Change defect inverters...	Demo 998.59 kWp	350051	10 min ago	Open	VCOM, Demo
<input type="checkbox"/> <input checked="" type="checkbox"/> <input type="checkbox"/>	Urgent	Implement blue'Log Ser...	Demo 8.36 kWp	357503	5 d ago	In progress	VCOM, Demo
<input type="checkbox"/> <input checked="" type="checkbox"/> <input type="checkbox"/>	Urgent	Change inverter	Demo 8.36 kWp	357014	5 d ago	In progress	VCOM, Demo
<input type="checkbox"/> <input checked="" type="checkbox"/> <input type="checkbox"/>	Urgent	Reporting May	Demo 936.18 kWp	332727	16 min ago	Open	VCOM, Demo
<input type="checkbox"/> <input checked="" type="checkbox"/> <input type="checkbox"/>	Urgent	Inverter Outage	Demo 624.12 kWp	359121	15 min ago	Open	VCOM, Demo
<input type="checkbox"/> <input checked="" type="checkbox"/> <input type="checkbox"/>	Urgent	Service reports Q1	Demo 998.59 kWp	391394	15 min ago	Open	VCOM, Demo
<input type="checkbox"/> <input checked="" type="checkbox"/> <input type="checkbox"/>	High	Monthly report	Demo 8.36 kWp	357380	5 d ago	Assigned	VCOM, Demo
<input type="checkbox"/> <input checked="" type="checkbox"/> <input type="checkbox"/>	High	Defect inverter	Demo 8.36 kWp	401673	5 d ago	Assigned	VCOM, Demo
<input type="checkbox"/> <input checked="" type="checkbox"/> <input type="checkbox"/>	High	Yearly inspection	Demo 8.36 kWp	401675	5 d ago	Open	VCOM, Demo
<input type="checkbox"/> <input checked="" type="checkbox"/> <input type="checkbox"/>	High	Gardening 2022	Demo 624.12 kWp	363275	15 min ago	Open	VCOM, Demo
<input type="checkbox"/> <input checked="" type="checkbox"/> <input type="checkbox"/>	High	Update data logger	Demo 8.36 kWp	402513	3 h 58 min ago	Open	VCOM, Demo
<input type="checkbox"/> <input checked="" type="checkbox"/> <input type="checkbox"/>	High	Check system	Demo 998.59 kWp	350124	14 min ago	Open	VCOM, Demo
<input type="checkbox"/> <input checked="" type="checkbox"/> <input type="checkbox"/>	High	Configurate system	Demo 8.36 kWp	356013	5 d ago	Open	VCOM, Demo
<input type="checkbox"/> <input checked="" type="checkbox"/> <input type="checkbox"/>	High	Create cloud backup	Demo 492.00 kWp	303791	14 min ago	Open	VCOM, Demo
<input type="checkbox"/> <input checked="" type="checkbox"/> <input type="checkbox"/>	High	Quarterly reporting	Demo 8.36 kWp	402412	6 h 23 min ago	Open	VCOM, Demo
<input type="checkbox"/> <input checked="" type="checkbox"/> <input type="checkbox"/>	Normal	Check WIFI	Demo 8.36 kWp	401676	5 d ago	Open	VCOM, Demo
<input type="checkbox"/> <input checked="" type="checkbox"/> <input type="checkbox"/>	Normal	System check	Demo 8.36 kWp	388126	5 d ago	In progress	VCOM, Demo
<input type="checkbox"/> <input checked="" type="checkbox"/> <input type="checkbox"/>	Normal	Check WIFI connection	Demo 492.00 kWp	224052	13 min ago	In progress	VCOM, Demo
<input type="checkbox"/> <input checked="" type="checkbox"/> <input type="checkbox"/>	Normal	Inverter check on site	Demo 624.12 kWp	340278	12 min ago	In progress	VCOM, Demo
<input type="checkbox"/> <input checked="" type="checkbox"/> <input type="checkbox"/>	Normal	Prepaire monthly repor...	Demo 998.59 kWp	379707	11 min ago	Open	VCOM, Demo
<input type="checkbox"/> <input checked="" type="checkbox"/> <input type="checkbox"/>	Normal	Configurate system	Demo 8.36 kWp	356679	5 d ago	Open	VCOM, Demo
<input type="checkbox"/> <input checked="" type="checkbox"/> <input type="checkbox"/>	Normal	Yearly Maintenance	Demo 624.12 kWp	340302	11 min ago	In progress	VCOM, Demo
<input type="checkbox"/> <input checked="" type="checkbox"/> <input type="checkbox"/>	Normal	Repair fence	Demo 249.09 kWp	365420	10 min ago	Open	VCOM, Demo
<input type="checkbox"/> <input checked="" type="checkbox"/> <input type="checkbox"/>	Normal	Updata data logger	Demo 624.12 kWp	395887	10 min ago	Open	VCOM, Demo
<input type="checkbox"/> <input checked="" type="checkbox"/> <input type="checkbox"/>	Normal	Service report 2022	Demo 624.12 kWp	396223	9 min ago	Open	VCOM, Demo
<input type="checkbox"/> <input checked="" type="checkbox"/> <input type="checkbox"/>	Normal	Test Erinc	Demo 624.12 kWp	352496	7 min ago	Open	VCOM, Demo
<input type="checkbox"/> <input checked="" type="checkbox"/> <input type="checkbox"/>	Normal	Annual Maintanance	Demo 8787.28 kWp	347132	5 min ago	In progress	VCOM, Demo
<input type="checkbox"/> <input checked="" type="checkbox"/> <input type="checkbox"/>	Low	Check data logger	Demo 8.36 kWp	356117	5 d ago	Open	VCOM, Demo
<input type="checkbox"/> <input checked="" type="checkbox"/> <input type="checkbox"/>	Low	Repair the fence	Demo 8.36 kWp	402512	4 h 2 min ago	In progress	VCOM, Demo
<input type="checkbox"/> <input checked="" type="checkbox"/> <input type="checkbox"/>	Low	Implement blue'Log	Demo 624.12 kWp	365478	5 min ago	Open	VCOM, Demo

Ticket details T357503

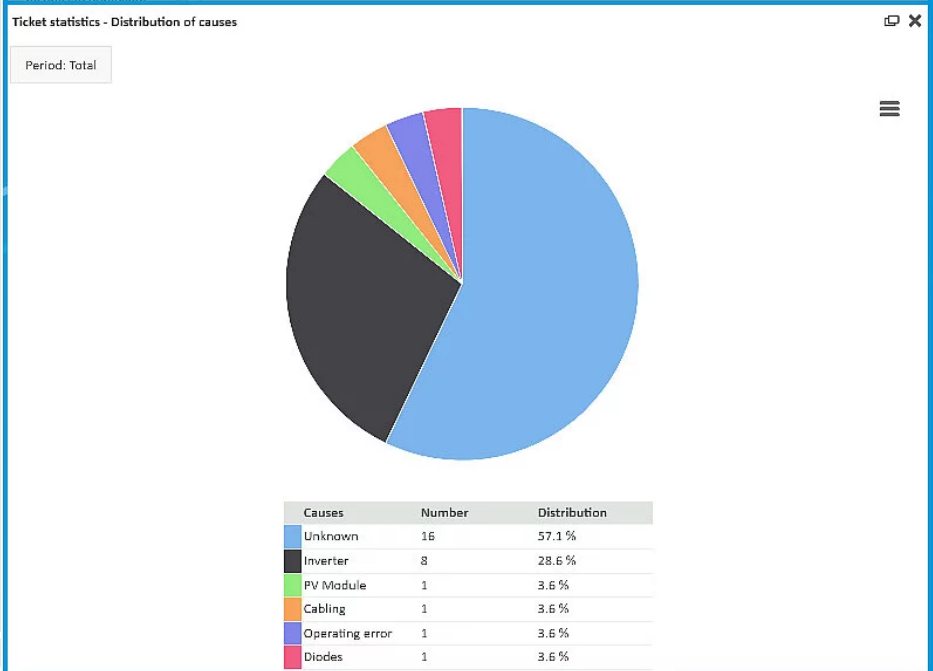
Status Alarms Work order Lost production Files System access control History

In progress

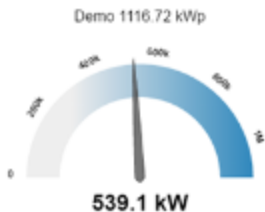
Designation: Implement blue'Log Series (XM/CX)
System: Demo 8.36 kWp
Description: Please install the new blue'Log
Exclude from system state:

Last change: 13/04/2022 20:37:57
Date: 25/08/2021 11:52:59
Resubmission:

Priority: Urgent
Person in charge: VCOM, Demo
Technician deployed:



Actual power



Installation

Count Device Type

3	Inverter
3	Sensors
2	Meter
15	String monitoring

Configuration

	Setting
Timezone	Europe/Berlin
Network	Manual
IP-Address	192.168.0.40

Power Control

Operating mode

Notice

Operating condition	✓
Remote Power Control	Inactive

Method

Setpoint value

Actual value

Actual value [kW / kvar]

Correction value

Oper...

Method	Setpoint value	Actual value	Actual value [kW / kvar]	Correction value	Oper...	
Active Power method	PID(), active	100 %	23.884 %	250.78 kW	100 %	Normal
RPC not active	-	-	-	-	-	-