

Everest G12R Series 600-635W

132-cell Bifacial HJT Half Cell Double-glass Solar Module



OBB Technology

Shorter current transmission distance, less resistive loss and higher cell efficiency, more sophisticated look.



HJT Technology

Combining gettering process and $\mu\text{c-Si}$ technology to ensure higher cell efficiency and higher module power



Up to 95% Bifaciality

Natural symmetrical bifacial structure bringing more energy yield from the backside.



Sealing with PIB based sealant

Integrated coating frames ensuring modules passing the IEC salt-mist test level 8



Suitable for Utility project

Lower BOS cost, lower LCOE



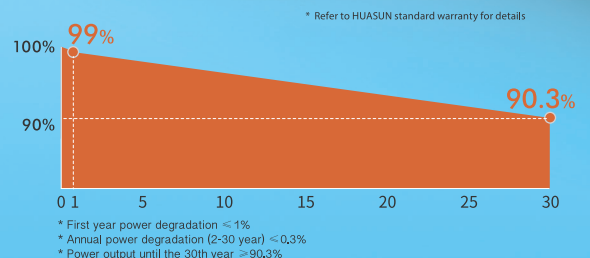
WARRANTY

Product Warranty **15** years

Linear Power Warranty **30** years

Complete System and Product Certifications:

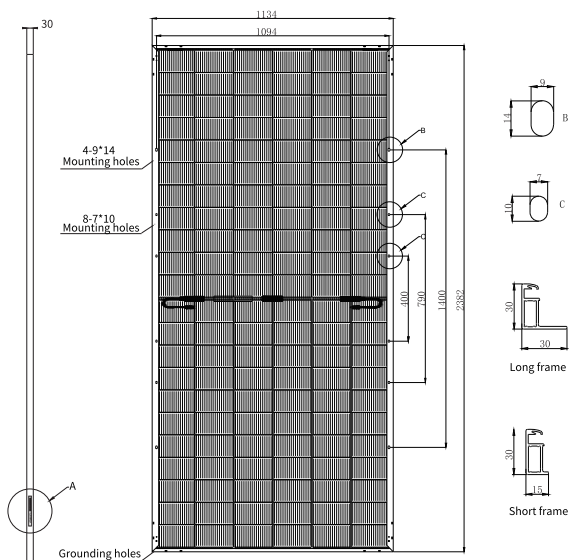
- IEC61215, IEC61730
- ISO9001:2015 Quality Management System
- ISO14001:2015 Environment Management System
- ISO45001:2018 Occupational Health and Safety
- IEC62941:2019 Terrestrial photovoltaic (PV) modules- Quality system for PV module manufacturing



132-Half-Cell Bifacial HJT Module

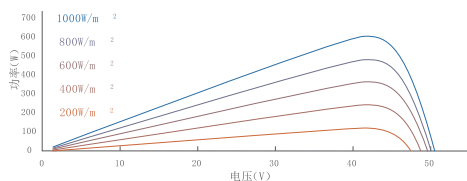
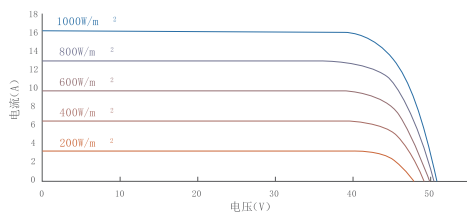
Engineering Drawings

Unit: mm



I-V Curve

(HSN-210R-B132DS625)



Temperature Characteristics

Temperature Coefficient of Pmax	-0.24%/°C
Temperature Coefficient of Voc	-0.22%/°C
Temperature Coefficient of Isc	+0.04%/°C

Operating Conditions

Nominal Operating Cell Temp.	44±2°C
Operating Temperature	-40~+85°C
Maximum System Voltage	DC1500V (IEC)
Maximum Series Fuse Rating	30A
Tolerance of Pmax	0~+3%
Power Selection	0~+5W
Bifaciality	90±5%
Safety Class	Class II

Mechanical Characteristics

Cell Type	HJT
No. of Cells	132 (6x22)
Dimensions	2382 x 1134 x 30 mm
Weight	32.6kg
Junction Box	IP68
Cable	4mm ² ; +350/-250mm or customized; UV resistant
Connector	MC4 / MC4-Evo2A / PV-H4 / Z4S-abcd / ST4
Frame	Anodized aluminum alloy frame
Max Static Load (front side/rear side)	5400Pa / 2400Pa
Glass	Dual glass, 2.0mm

Electrical Characteristics

STC

HSN-210R-B132	DS600	DS605	DS610	DS615	DS620	DS625	DS630	DS635
Maximum Power (Pmax/W)	600	605	610	615	620	625	630	635
Module Efficiency (%)	22.2	22.4	22.6	22.8	23.0	23.1	23.3	23.5
Maximum Power Voltage (Vmp/V)	40.69	40.78	40.85	40.96	41.05	41.14	41.23	41.32
Maximum Power Current (Imp/A)	14.76	14.85	14.95	15.03	15.12	15.21	15.30	15.39
Open Circuit Voltage (Voc/V)	48.75	48.85	48.94	49.05	49.15	49.25	49.34	49.43
Short Circuit Current (Isc/A)	15.56	15.66	15.76	15.86	15.96	16.06	16.16	16.26

STC: AM1.5, 1000W/m², 25°C.

BSTC

Maximum Power (Pmax/W)	672	678	684	689	695	700	706	712
Maximum Power Voltage (Vmp/V)	40.83	40.92	40.99	41.10	41.19	41.28	41.37	41.46
Maximum Power Current (Imp/A)	16.48	16.58	16.69	16.78	16.88	16.98	17.08	17.18
Open Circuit Voltage (Voc/V)	48.92	49.02	49.11	49.22	49.32	49.42	49.51	49.60
Short Circuit Current (Isc/A)	17.45	17.56	17.67	17.79	17.90	18.01	18.12	18.24

BSTC: AM1.5, 1000W/m², 135W/m², 25°C.

NOCT

Maximum Power (Pmax/W)	458	461	465	469	473	477	481	484
Maximum Power Voltage (Vmp/V)	38.84	38.92	38.98	39.09	39.18	39.26	39.34	39.42
Maximum Power Current (Imp/A)	11.80	11.87	11.95	12.01	12.08	12.16	12.23	12.30
Open Circuit Voltage (Voc/V)	46.53	46.62	46.71	46.82	46.91	47.01	47.09	47.18
Short Circuit Current (Isc/A)	12.44	12.52	12.60	12.68	12.76	12.84	12.92	13.00

NOCT: AM1.5, 800W/m², 20°C, 1m/s.

Packaging

	40HQ
Modules Per Pallet	36
Pallets Per Container	20
Modules Per Container	720



ANHUI HUASUN ENERGY CO., LTD. All rights reserved © 2020-2024

NO.99 Qingliu Road, Economic and Technological Development Zone, Xuancheng, Anhui, China
 Tel: 0086-563-3318095 www.huasunsolar.com
 sales@huasunsolar.com customerservice@huasunsolar.com

The specification and key features described in this datasheet may deviate slightly and are not guaranteed. Anhui Huasun reserves the right to make any adjustment to the information described herein at any time without notice. Please always obtain the latest version of the datasheet which shall be duly incorporated into the binding contract made by the parties governing all transactions related to the purchase and sale of the products described herein.