









# Hydra

## 705-720w

High efficiency bifacial modules

**HJT** 210mm


● **HJT MODULE ADVANTAGE**

-  Multi-Busbar technology
-  Superior load capacity
-  High module efficiency
-  Excellent low-light performance
-  Lower annual attenuation  
Longer warranty
-  Low BOS and LCOE
-  Reduce hot spot effect
-  Higher bifaciality

● **QUALITY SYSTEM**

ISO9001 / ISO14001 / ISO45001

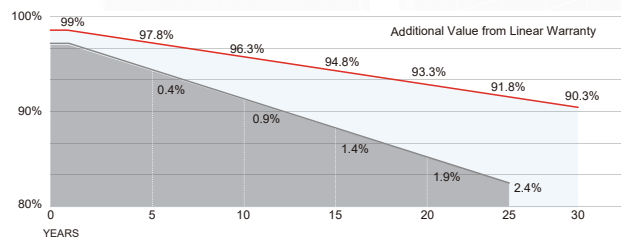
● **PRODUCT CERTIFICATION**



● **INSURANCE**



● **WARRANTY**



**15 YEARS** Guarantee on product material and workmanship

**30 YEARS** Linear power output warranty



## Mechanical Specifications

External Dimension	2384 x 1303 x 33 mm
Weight	38.5 kg
Solar Cells	HJT 210 x 105mm (132pcs)
Front / Back Glass	2.0mm AR coating semi-tempered glass, low iron
Frame	Anodized aluminium alloy
Junction Box	IP68, 3 diodes
Output Cables	4.0mm <sup>2</sup> , 250mm(+)/350mm(-) or Customized Length

## Packing Configuration

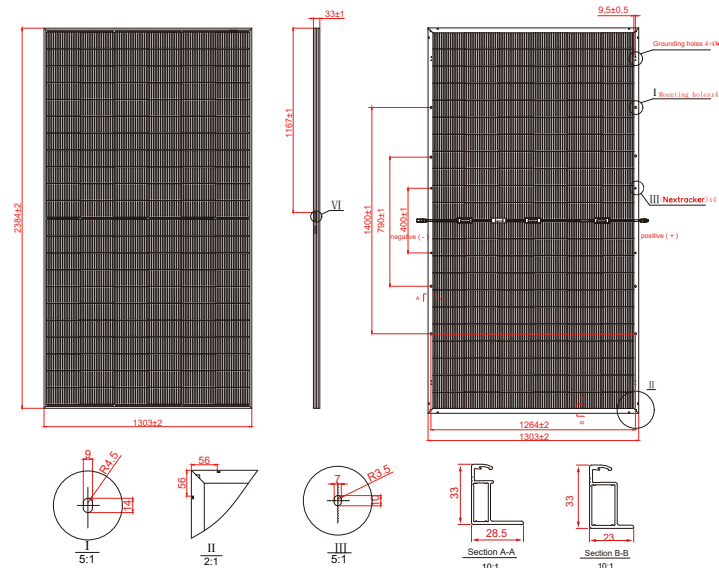
Container	40'HQ
Pieces per Pallet	33
Pallets per Container	18
Pieces per Container	594

## Electrical Characteristics

Module Type	SRP-705-BHC-BG			SRP-710-BHC-BG			SRP-715-BHC-BG			SRP-720-BHC-BG		
	Front STC	Front NOCT	Back STC	Front STC	Front NOCT	Back STC	Front STC	Front NOCT	Back STC	Front STC	Front NOCT	Back STC
Maximum Power -P <sub>mp</sub> (W)	705	529	635	710	533	639	715	536	644	720	540	648
Open Circuit Voltage -V <sub>oc</sub> (V)	50.32	47.80	50.30	50.48	47.96	50.46	50.64	48.11	50.62	50.80	48.26	50.78
Short Circuit Current -I <sub>sc</sub> (A)	17.50	14.00	15.75	17.56	14.05	15.80	17.62	14.10	15.86	17.68	14.14	15.91
Maximum Power Voltage -V <sub>mp</sub> (V)	42.30	39.58	42.28	42.46	39.72	42.44	42.62	39.85	42.60	42.78	39.99	42.76
Maximum Power Current -I <sub>mp</sub> (A)	16.70	13.36	15.03	16.76	13.41	15.08	16.82	13.46	15.14	16.88	13.50	15.19
Module Efficiency STC-η <sub>m</sub> (%)	22.70			22.86			23.02			23.18		
Power Tolerance (W)	(0, +4.99)											
Pmax Temperature Coefficient	-0.258 %/°C											
Voc Temperature Coefficient	-0.27 %/°C											
Isc Temperature Coefficient	+0.055 %/°C											

STC: Irradiance 1000 W/m<sup>2</sup> module temperature 25°C AM=1.5  
Power measurement tolerance: +/-3%

## Technical drawing



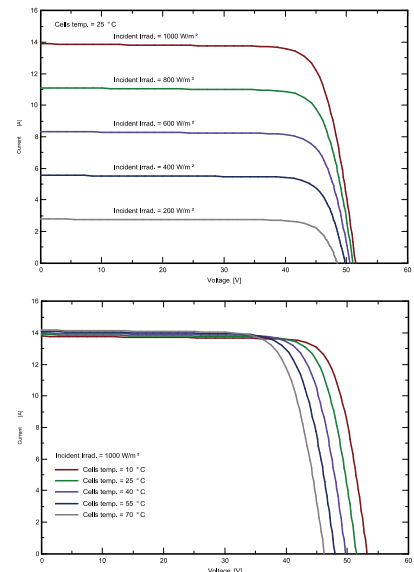
## Rear Side Power Gain(SRP-710-BHC-BG)

Power Gain	10%	15%	20%	25%	30%
Maximum Power -P <sub>mp</sub> (W)	781	817	852	888	923
Open Circuit Voltage -V <sub>oc</sub> (V)	50.48	50.48	50.48	50.48	50.48
Short Circuit Current -I <sub>sc</sub> (A)	19.32	20.19	21.07	21.95	22.83
Maximum Power Voltage -V <sub>mp</sub> (V)	42.46	42.46	42.46	42.46	42.46
Maximum Power Current -I <sub>mp</sub> (A)	18.44	19.27	20.11	20.95	21.79

## Application Conditions

Maximum System Voltage	1500V DC
Maximum Series Fuse Rating	35 A
Operating Temperature	-40~+85 °C
Nominal Operating Cell Temperature	45±2 °C
Bifaciality	90%±5%
Mechanical Load	Front side 5400 Pa / Back side 2400 Pa

## I-V Curve



Specifications are subject to change without further notification SRP-DS-EN-2023T1220 © Copyright 2023 Seraphim



**SERAPHIM ENERGY GROUP CO., LTD.**

Add: NO.18, Shichuan Road, Jinzhai Economic Development Zone, Lu'an City, Anhui Province  
Tel: +86-564-7736177 Email: info@seraphim-energy.com